TABLEAU DE BORD STRATÉGIQUE 2024-2025

Cible: - 2 cas/unit/pér

Prévention des infections

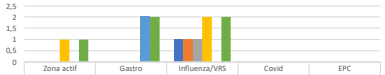

	Zona actif	Gastro	Influenza/VRS	Covid	EPC
P1 - P3	0	0	1	0	0
P4 - P6	0	0	1	0	0
Bilan P6	0	0	1	0	0
P7 - P10	1	0	2	0	0
P11 - P13	0	2	0	0	0
Bilan annuel	1	2	2	0	0

Cible: - de 50 et 0 arrêt de travail

Nb incident-accident et arrêt de travail en lien avec agression

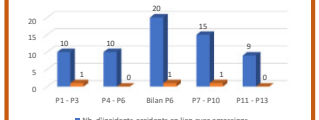

Cible: 40 usagers

Nombre d'inscriptions - Centre de Jour

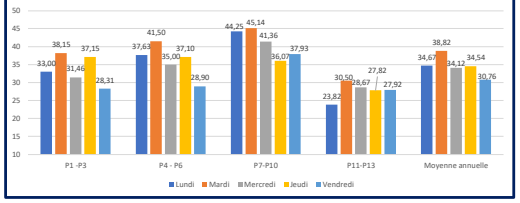

Cible: - de 30%

Taux accident-incident lié au SCPD

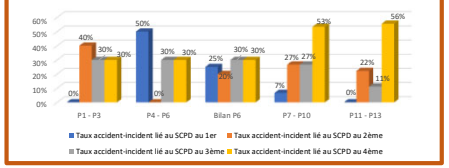

Cible: - de 30

Nb. d'incidents-accidents en lien avec agressions (Résidents)

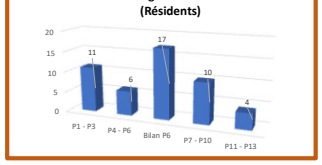

Cible: -10 RX par patient

Nbre. Moyen de principes actifs

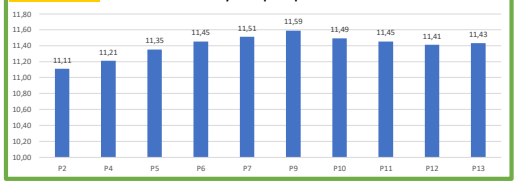

Cible: taux moyen grands chuteurs -de 50% taux FGHI - de 1,5%

Taux de chutes 2024 - 2025

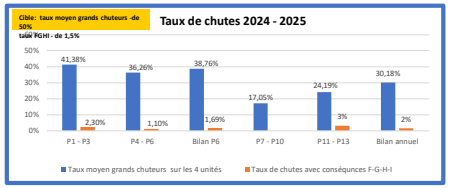

Cible: 5%

Taux - heures supplémentaires

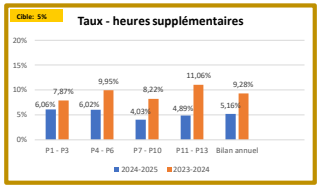

Cible: 30% polypharmacie
20% de taux global d'antipsychotiques

Polypharmacie et antipsychotiques

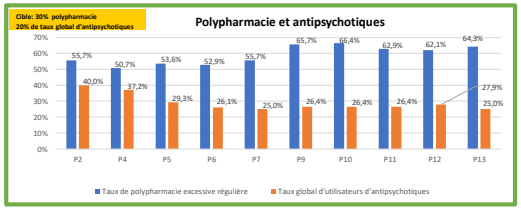

Cible: Présence PAB 60%
Présence proches 90%

Programme PII

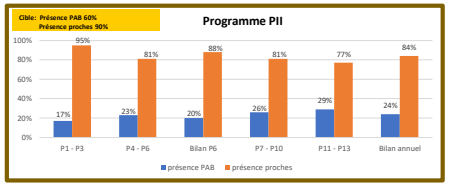

Cible: 2.7%

Taux CSST

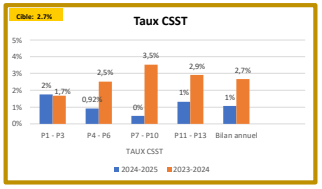

Cible: 30 aucun stade 3 et 4

Nbre de Nouvelles plaies de pression Dévellopées ici

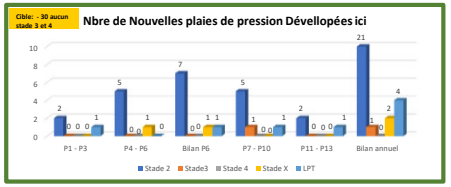

Cible:
- de 40 agressions
- de 354 chutes
- de 120 pour autres éven.

Nombre d'évenements principaux par type

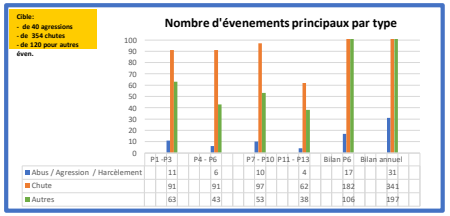

	P1 -P3	P4 - P6	P7 - P10	P11 - P13	Bilan P6	Bilan annuel
Abus / Agression / Harcèlement	11	6	10	4	17	31
Chute	91	91	97	62	182	341
Autres	63	43	53	38	106	197

Cible: 8.5%

Taux assurance salaire

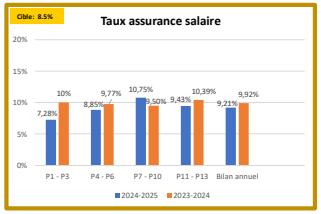

Cible: 100%

Pourcentage heures cliniques utilisées sur le budget

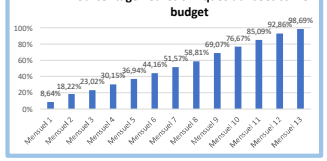

Cible: - 7 au total

Nbre. d'évenements avec gravité conséquences FGHI

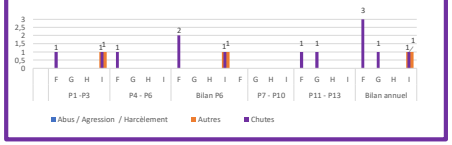

Cible: 99%
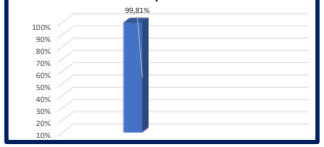
Taux d'occupation P1 - P8